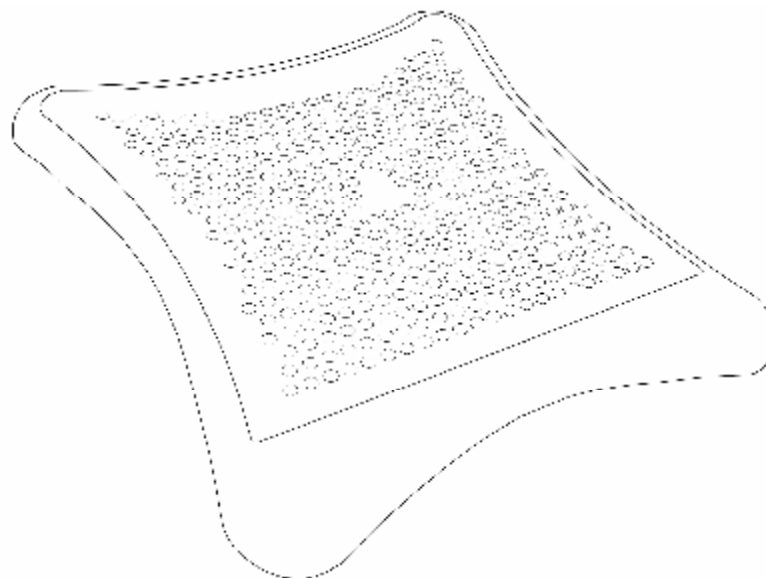




Dual-Cool Notebook Cooler Pad

Model #: CF4500U



User's Manual



User's Record:

To provide quality customer service and technical support, it is suggested that you keep the following information as well as your store receipt and this user's manual.

Date of Purchase:

Model Number:

Serial Number:

Product Rev Number (located below the UPC on the package):



Package Contents:

Your new Cooler Pad will ship with the following items.

- § Dual-Cool Notebook Cooler Pad
- § USB Power Cable
- § User's Manual
- § Warranty Information

System Requirements:

Please be sure that you meet all of the system requirements below to avoid difficulties during installation.

- § Available USB Port
- § IBM PCs, 100% Compatibles, or Macs

System Specifications:

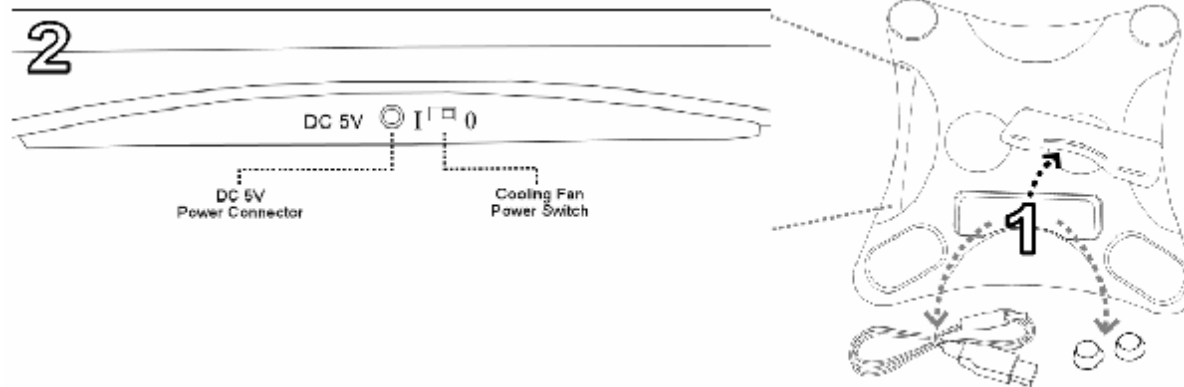
Your new Cooler Pad complies with the following specifications.

- § USB Powered

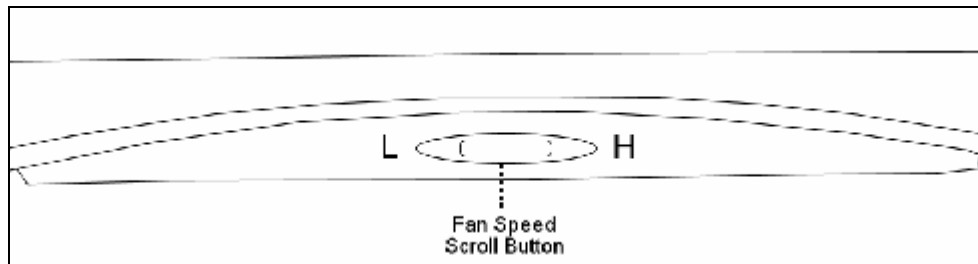
Installation:

NOTE: The pictures shown in the User's Manual are for demonstration purposes only. Your computer or product may look slightly different.

1. Open the **Power Cable Storage** cover located on the back of your Cooler Pad. Take out the **USB Power Cable** and the **Height Adjusting Knobs**, and then replace the cover.
2. Connect the **USB Power Cable** to the **DC 5V Power Connector** located on the side of your Cooler Pad, and then connect the other end into an available USB port on your notebook.



3. Place your notebook on your Cooler Pad.
4. Turn on your notebook, and then turn on your Cooler Pad using the **Cooler Pad Power Switch**.
5. To adjust the speed of the fans on your Cooler Pad, use the **Fan Speed Scroll Button** on the front of your Cooler Pad (**NOTE: L** represents low and **H** represents high).



6. Your Cooler Pad is now ready to be used.



FCC Information:

FCC

This equipment has been tested and found to comply with limits for Class B digital device pursuant to Part 15 of Federal Communications Commission (FCC) rules.

FCC Compliance Statement

These limits are designed to provide reasonable protection against frequency interference in residential installation. This equipment generates, uses, and can radiate radio frequency energy, and if not installed or used in accordance with the instructions, may cause harmful interference to radio communication. However, there is no guarantee that interference will not occur in television reception, which can be determined by turning the equipment off and on. The user is encouraged to try and correct the interference by one or more of the following measures:

- § Reorient or relocate the receiving antenna
- § Increase the separation between the equipment and the receiver
- § Connect the equipment into an outlet on a circuit different from that to which the receiver is connected to.



CAUTION!

The Federal Communications Commission warns the user that changes or modifications to the unit not expressly approved by the party responsible for compliance could void the user's authority to operate the equipment.



Warranty Information:



Gear Head, LLC warrants that this product shall be free from defects in materials and workmanship for the reasonable lifetime of the product. If the product is defective, Gear Head, LLC's sole obligation under this warranty shall be at its election, subject to the terms of this warranty, to repair or replace any parts deemed defective. This warranty is for the exclusive benefit of the original purchaser and is not assignable or transferable. **THIS WARRANTY IS MADE IN LIEU OF ALL OTHER WARRANTIES, EXPRESS OR IMPLIED, AND ANY IMPLIED WARRANTIES, INCLUDING THE IMPLIED WARRANTIES OF MERCHANTABILITY AND FITNESS FOR A PARTICULAR PURPOSE, ARE LIMITED TO THE TERMS OF THIS WARRANTY, UNLESS OTHERWISE PROHIBITED BY LAW.**

Exclusions

To the fullest extent permitted by law, Gear Head, LLC expressly disclaims and excludes from this warranty any liability for damages, including but not limited to general, special, indirect, incidental, consequential, aggravated, punitive or exemplary damages, and economic loss (even if Gear Head™ is informed of their possibility), third party claims against you, including for any loss or damages, and claims or damages related to loss of, or, damage to, your records or data. This warranty does not apply to any product the exterior of which has been damaged or defaced. This warranty will be voided by misuse, improper physical environment, improper repair, acts of God, war or terror, commercial use, and improper service, operation or handling.

Technical Support

Gear Head™ provides Technical Support Monday - Friday from 9:00 am – 5:30 pm Eastern Time. Before calling, please make sure you have available the Model # (located on the front page of your User's Manual) and information regarding your computer's operating system.

Please contact our technicians at
1-866-890-7115

Return Merchandise for Service

Any claim under this warranty must be made in writing to Gear Head, LLC, at the address provide by our technician, within 30 days after the owner discovers the circumstances giving rise to any such claim, and must include a copy of this warranty document, a receipt or copy of your invoice marked with the date of purchase, and the original packaging. You may obtain service by calling the technician for a Return Merchandise Authorization (RMA) number. The RMA number must be prominently displayed on the outside of the shipping carton and the package must be mailed to Gear Head™ postage prepaid.